



FEATURES


- 100% full load burn-in test
- Universal AC input
- Small size and high efficiency
- Conform to EMC EN5502 GB9254
- Built-in EMI filter with tiny ripple
- Comply with the safety standards UL60950 GB4943 EN60850
- Protection: short circuit/over Voltage/over/load temperature

MODEL		12V 15W	24V 15W
OUTPUT	DC VOLTAGE	12V	24V
	RATED CURRENT	1.25A	0.625A
	CURRENT RANGE	0~1.25A	0~0.625A
	RATED POWER	15W	15W
	RIPPLE& NOISE (MAX.)	120mV	120mV
	VOLTAGE TOLERANCE	±1%	±1%
	SETUP TIME	1000ms, 30ms/230VAC 1000ms,30ms/115VAC at full load	
	HOLD UP TIME	100ms/230VAC 20ms/115VAC at full load	
INPUT	VOLTAGE RANGE	85 ~ 264VAC	
	FREQUENCY RANGE	47~63Hz	
	POWER FACTOR(Typ.)	PF>0.6/220VAC	
	EFFICIENCY(Typ.)	82%	82%
	AC CURRENT(Typ.)	0.35A/115VAC 0.25A/230VAC	
	INRUSH CURRENT(Typ.)	cold start 45A/230V	
	SHORT CIRCUIT	protection type: recovers automatically after fault condition is removed	
PROTECTION	OVER LOAD	105~135% hiccup mode, auto-recovery	
	OVER CURRENT	Greater than the maximum voltage, circuit protection, when the error is removed, the circuit returns to normal	
	OVER TEMP	protection type: recovers automatically after down temp below 85°C	
	DC ADJ. RANGE	±10% rated output voltage	
ENVIRONMENT	WORKING TEMP	-40°C~+60°C (no frost)	
	WORKING HUMIDITY	20%~90%RH	
	STORAGE TEMP , HUMIDITY	-40°C~85°C/10%~95%RH	
Tesings	Withstand voltage	I/P-O/P: 1.5KVAC/1min; I/P-F/G: 1.5KVAC/1min; O/P-F/G: 0.5KVAC/1min;	
	Safety	GB4943 ;IEC60950-1; EN60950-1	
	EMC	EN 55032:2015+A11:2020 EN IEC 61000-3-2:2019+A1:2021 EN 61000-3-3:2013+A2:2021 EN55035:2017+A11:2020	
	LVD	EN60950-1:2006+A11:2009+A1:2010+A12:2011+A2:2013	

Mechanical Specification

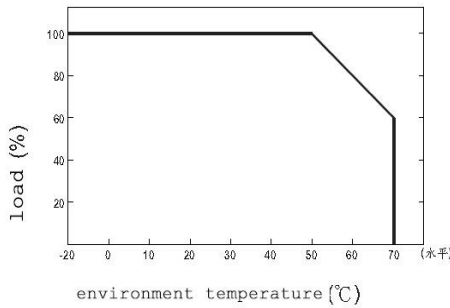
Terminal Assignment

Pin No.	Assignment	Pin No.	Assignment
1	AC/L	1	DC OUTPUT-V
2	AC/N	2	DC OUTPUT+V
3	FG		
Dimension: 113*42*30 mm		Carton size: 430*278*227 mm	
Carton Quantity: 115PCS/Carton		Weight: 0.15kg/PCS	

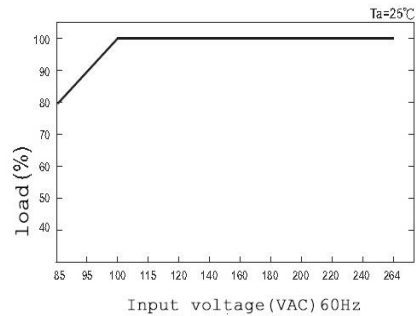


Product model: LTT35W

Derating Curve



Static Characteristics(12V)



REMARKS:

- 1, The above mentioned data were measured at 230VAC input and 25°C.
- 2, Ripple & noise are measured at 20MHz of bandwidth by using a 12" twisted pair-wire terminated with a 0.1uf & 47uf parallel capacitor.
- 3, Cut the AC input before checking any mal-phenomenons.
- 4, Make sure the INPUT&OUPUT were in right situation before connected to power supply.
- 5, Be ware of high power pressure may caused by short circuit when installing metal casing products.
- 6, Please contact us at info@smpspower.com for further solution if any unforeable problem happens.