



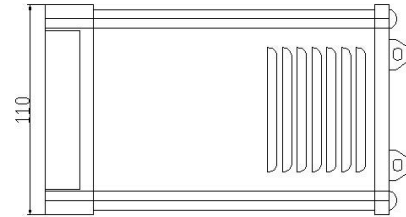
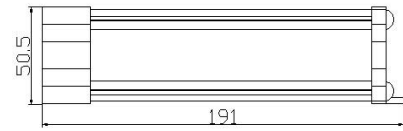
**FEATURES**

- 100% full load burn-in test
- Universal AC input
- Small size and high efficiency
- Conform to EMC EN5502 GB9254
- Built-in EMI filter with tiny ripple
- Comply with the safety standards UL60950 GB4943 EN60850
- Protection: short circuit/over Voltage/over/load temperature

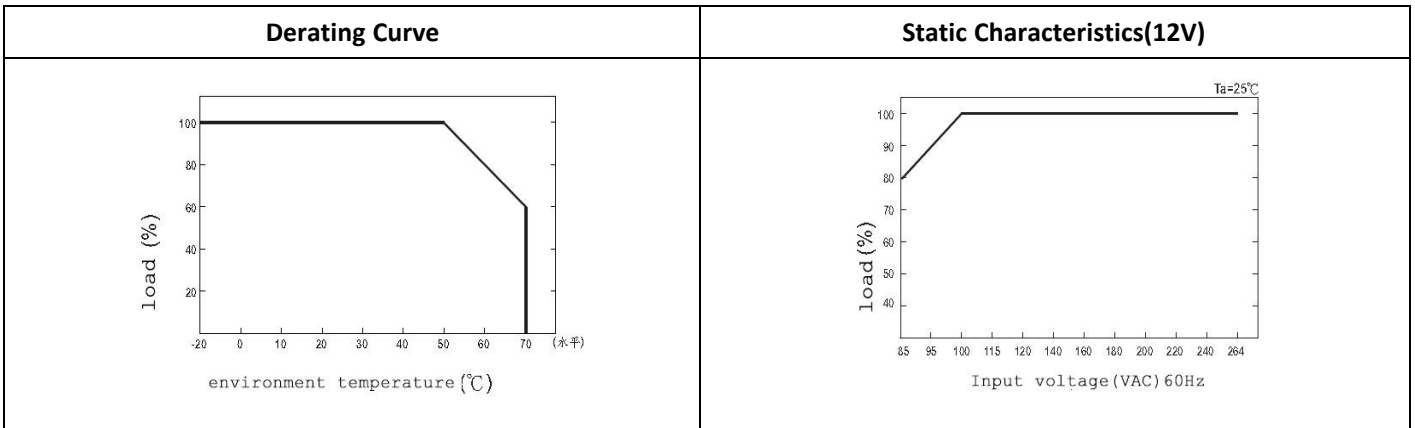
MODEL		12V 250W	24V 250W	27V 250W	48V 250W
OUTPUT	DC VOLTAGE	12V	24V	27V	48V
	RATED CURRENT	20A	10A	9A	5.2A
	CURRENT RANGE	0~16.5A	0~8.3A	0~7.4A	0~5.2A
	RATED POWER	250W	250W	250W	250W
	RIPPLE& NOISE (MAX.)	120mVp-p	150mVp-p	150mVp-p	200mV
	VOLTAGE TOLERANCE	±1%	±1%	±1%	±1%
	SETUP , RISE TIME	1000ms, 50ms/230VAC 1000ms,50ms/115VAC at full load			
	HOLD UP TIME(Typ.)	20ms/230VAC 16ms/115VAC at full load			
INPUT	VOLTAGE RANGE	85~132VAC/170~264VAC			
	FREQUENCY RANGE	47~63Hz			
	POWER FACTOR(Typ.)	PF>0.6/220VAC			
	EFFICIENCY(Typ.)	80%	83%	84%	85%
	AC CURRENT(Typ.)	4.5A/115VAC 2.5A/230VAC			
	INRUSH CURRENT(Typ.)	40A/115VAC 55A/230VAC			
	SHORT CIRCUIT	protection type: recovers automatically after fault condition is removed			
PROTECTION	OVER LOAD	105~135% hiccup mode , auto-recovery			
	DC ADJ. RANGE	115%~135% Cut off the output , auto-recovery			
ENVIRONMENT	WORKING TEMP	-20℃~ +60℃			
	WORKING HUMIDITY	20%~90%RH			
	STORAGE TEMP , HUMIDITY	-40℃~+85℃,10%~90%RH			
SAFETY&EMC	SAFETY STANDARDS	CE,ROHS			
	WITHSTAND VOLTAGE	I/P-O/P:1.5KVAC I/P-FG:1.5KVAC O/P-FG:0.5KVAC			
	EMC TESTING STANDARD	EN55015:2006;EN61547:1995+A1:2000;EN61000 -3-2:2006; EN61000-3-3:1995+A2:2005;EN61347 -1:2001;EN61347-2-13:2006			

**Mechanical Specification**

Terminal Assignment			
Pin No.	Assignment	Pin No.	Assignment
1	AC/L	4.5	DC OUTPUT-V
2	AC/N	6.7	DC OUTPUT+V
3	⏏ FG		
Dimension: 171*110*50mm		Carton size: 430*278*227 mm	
Carton Quantity: 48PCS/Carton		Weight: 0.6kg/PCS	



Product model: FXX250W



**REMARKS:**

- 1, The above mentioned data were measured at 230VAC input and 25°C.
- 2, Ripple & noise are measured at 20MHz of bandwidth by using a 12" twisted pair-wire terminated with a 0.1uf & 47uf parallel capacitor.
- 3, Cut the AC input before checking any mal-phenomenons.
- 4, Make sure the INPUT&OUPUT were in right situation before connected to power supply.
- 5, Be ware of high power pressure may caused by short circuit when installing metal casing products.
- 6, Please contact us at [ena@smpspower.com](mailto:ena@smpspower.com) for further solution if any unforeable problem happens.