



FEATURES

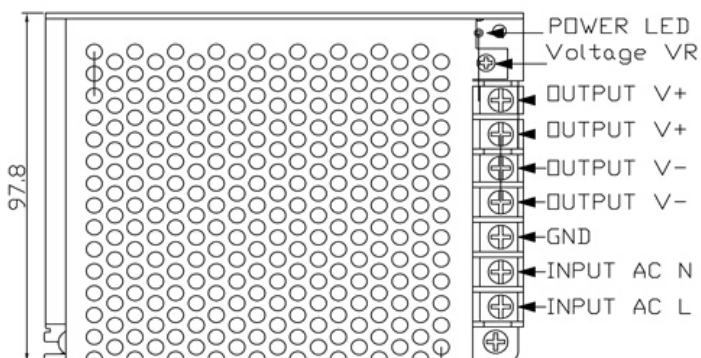
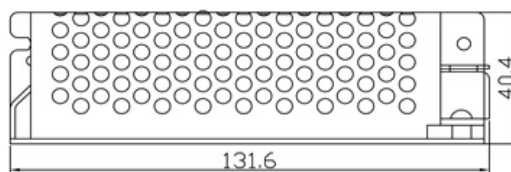
- 100% full load burn-in test
- Universal AC input
- Small size and high efficiency
- Conform to EMC EN5502 GB9254
- Built-in EMI filter with tiny ripple
- Comply with the safety standards UL60950 GB4943 EN60850
- Protection: short circuit/over Voltage/over/load temperature

MODEL		12V 120W	24V 120W
OUTPUT	DC VOLTAGE	12V	24V
	RATED CURRENT	10A	5A
	CURRENT RANGE	0~10A	0~5A
	RATED POWER	120W	120W
	RIPPLE& NOISE (MAX.)	120mVp-p	120mVp-p
	VOLTAGE TOLERANCE	±1%	±1%
	SETUP , RISE TIME	1000ms, 20ms/230VAC 1000ms, 20ms/115VAC at full load	
	HOLD UP TIME(Typ.)	30ms/230VAC 25ms/115VAC at full load	
INPUT	VOLTAGE RANGE	85 ~ 264VAC	
	FREQUENCY RANGE	47~63Hz	
	POWER FACTOR(Typ.)	PF>0.6/220VAC	
	EFFICIENCY(Typ.)	85%	85%
	AC CURRENT(Typ.)	2A/115VAC 1.2A/230VAC	
	INRUSH CURRENT(Typ.)	COLD START 45A	
	SHORT CIRCUIT	protection type: recovers automatically after fault condition is removed	
PROTECTION	OVER LOAD	105~135% hiccup mode , auto-recovery	
	DC ADJ. RANGE	115%~135% Cut off the output , auto-recovery	
ENVIRONMENT	WORKING TEMP	-20°C ~ +60°C	
	WORKING HUMIDITY	20%~90%RH	
	STORAGE TEMP , HUMIDITY	-40°C~+85°C ,10%~90%RH	
SAFETY&EMC	SAFETY STANDARDS	CE,ROHS	
	WITHSTAND VOLTAGE	I/P-O/P:1.5KVAC I/P-FG:1.5KVAC O/P-FG:0.5KVAC	
	EMC TESTING STANDARD	EN55015:2006;EN61547:1995+A1:2000;EN61000-3-2:2006; EN61000-3-3:1995+A2:2005;EN61347-1:2001;EN61347-2-13:2006	

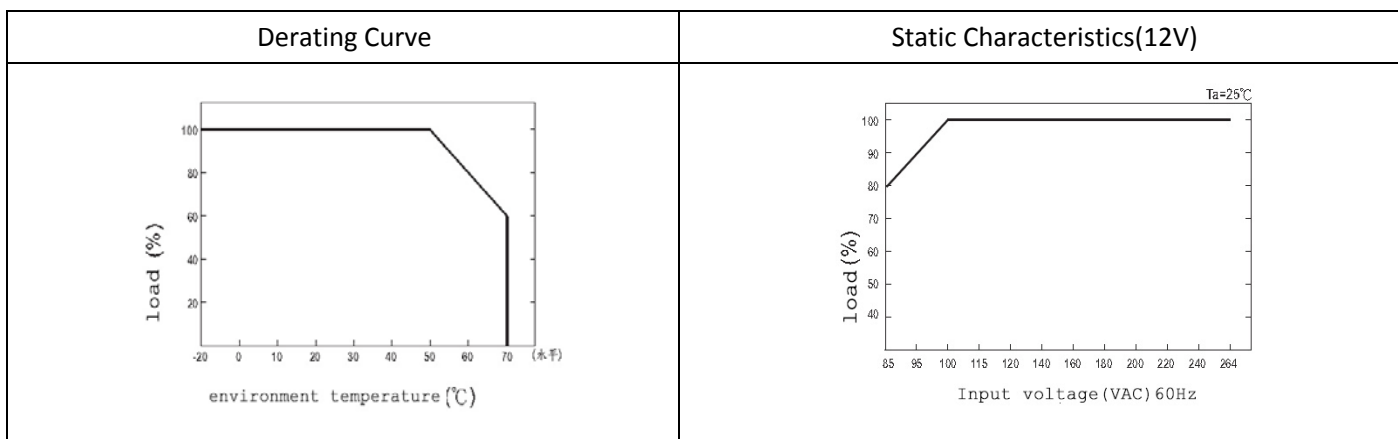
Mechanical Specification

Terminal Assignment

Pin No.	Assignment	Pin No.	Assignment
1	AC/L	4.5	DC OUTPUT-V
2	AC/N	6.7	DC OUTPUT+V
3	FG		
Dimension: 129*98*40 mm		Carton size: 430*278*227 mm	
Carton Quantity: 60PCS/Carton		Weight: 0.4Kg/PCS	



Product model: PS100W or PS120W



REMARKS:

- 1, The above mentioned data were measured at 230VAC input and 25°C.
- 2, Ripple & noise are measured at 20MHz of bandwidth by using a 12" twisted pair-wire terminated with a 0.1uf & 47uf parallel capacitor.
- 3, Cut the AC input before checking any mal-phenomenons.
- 4, Make sure the INPUT&OUPUT were in right situation before connected to power supply.
- 5, Be ware of high power pressure may caused by short circuit when installing metal casing products.
- 6, Please contact us at info@smpspower.com for further solution if any unforeable problem happens.